

CALIFORNIA

Profile of Community Clinics and Health Care Centers

The Clinics

Not-for-profit community clinics and health centers (CCHCs) share a common mission to serve everybody who walks through their doors, regardless of their ability to pay. CCHCs are an essential segment of the safety net. In many California counties, they are responsible for providing a significant proportion of comprehensive primary care services to those who are publicly subsidized or uninsured.

Demographics

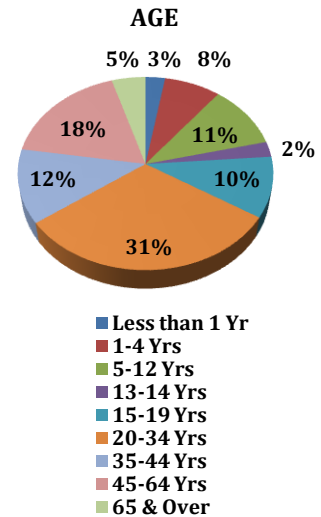
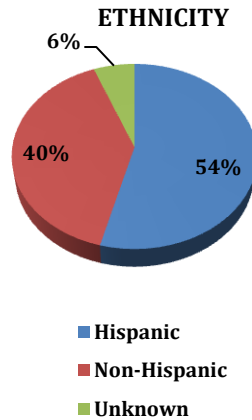
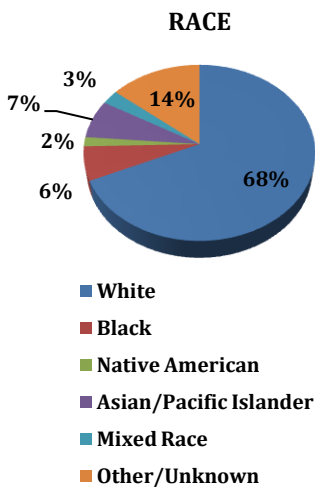
Patients	4,707,024
Female	3,074,785
Male	1,632,239
19 Years & Under	1,596,265
Encounters	14,423,190

Poverty Levels

Under 100%	3,058,653
100 - 200%	774,636
Above 200%	216,287
Unknown	657,448

Age

Less than 1 Year	128,423
1 - 4 Years	368,561
5 - 12 Years	502,085
13 - 14 Years	120,096
15 - 19 Years	477,100
20 - 34 Years	1,468,093
35 - 44 Years	582,574
45 - 64 Years	838,829
More than 65 Years	221,263



Race

White	3,217,340
Black	293,741
Native American	79,995
Asian/Pacific Islander	330,484
Mixed Race	123,492
Other Unknown	661,972

Ethnicity

Hispanic	2,546,954
Non-Hispanic	1,880,590
Unknown	279,480

Language

Primary Language Not English 44%

Migratory Workers

Patients	511,032
Encounters	1,770,920

The Services

<i>Services</i>	<i>Providers</i>	<i>Encounters</i>	<i>Top Community Services</i>
Medical*	2,963	11,629,732	Outreach
Dental**	583	1,616,266	Education
Mental Health***	263	341,934	Nutrition
Other****	603	835,258	Social Services
TOTAL	4,430	14,423,190	

*Physicians; Physician Assistants; Family Nurse Practitioners; Certified Nurse Midwives and Visiting Nurses.

**Dentists and Registered Dental Hygienists.

***Psychiatrists; Clinical Psychologists; Licensed Clinical Social Workers.

****Other providers billable to Medi-Cal and other CPSP providers not listed above.

Revenue and Utilization by Payment Source

<i>Program</i>	<i>Patients**</i>	<i>Encounters</i>	<i>Patient Revenue</i>	
Medicare	210,222	963,503	Gross Revenue	\$2,422,923,385
Medi-Cal	1,611,737	5,631,152	Write-Offs	\$817,173,382
All County***	328,746	1,251,983	Net Revenue	\$1,605,750,003
Healthy Families	124,691	359,896		
Private Insurance	315,468	858,570		
PACE *	1,967			
Uninsured Services****	1,515,389	2,121,739		
Breast Cancer Programs**	111,431	185,457		
CHDP**	140,345	224,467		
EAPC**	288,371	564,446		
Family PACT**	1,014,118	1,864,007		
Other	598,804	397,970		
TOTAL	4,707,024	14,423,190		

*PACE (Program of All-Inclusive Care for the Elderly) Since this is an all-inclusive care program report the number of patients being served instead of the number of encounters in section 6 of the 2009 AUR.

**Patient counts for Episodic programs (BCCCP, CHDP, EAPC, Family PACT) may be duplicated. Episodic Programs include Breast Cancer Programs such as the Breast Cancer Early Detection Program (BCEDP) and the Breast and Cervical Cancer Control Program (BCCCP); CHDP = Child Health and Disability Prevention Program; EAPC = Expanded Access to Primary Care Program; Family PACT = Family Planning Access Care and Treatment Program.

***All County includes LA Co. Public Private Partnership, Alameda Alliance for Health and all encounters in which a county program not listed has reimbursed the clinic.

****Uninsured Services include Self-Pay/Sliding Fee patients who were uninsured and responsible for paying the full amount of charges or a discounted amount.

Other Operating Revenue

Federal Funds	\$328,346,697
Federal Stimulus NAP/IDS	\$23,993,522
State Funds	\$49,973,996
County Funds	\$134,609,053
Local Funds	\$21,660,616
Private	\$78,709,477
Donations/Contributions	\$68,884,151
Other	\$62,525,937

Clinic Types

Total Number of CCHCs	870
Federally Qualified Health Center Sites	478
Federally Qualified Health Center Sites Look-Alikes	32
Rural Health Center Sites	26

Because of their philosophy and by necessity, CCHCs have been vigilant about controlling the cost of care, and the untoward effects of deferred or neglected care, by promoting a broad range of preventive health services specifically targeted to the particular needs of their communities and patient populations. The Federal Office of Management and Budget has found the Health Center Program to be one of the ten most effective federal programs and the most effective program under the federal Health and Human Services Agency. Despite enormous challenges, CCHCs have persisted in their mission to serve their local communities.

Profile created by Jeanita Harris, Sr. Data Analyst, CPCA. Numbers are based on 2009 OSHPD data. Revision 1, 12/6/2010